

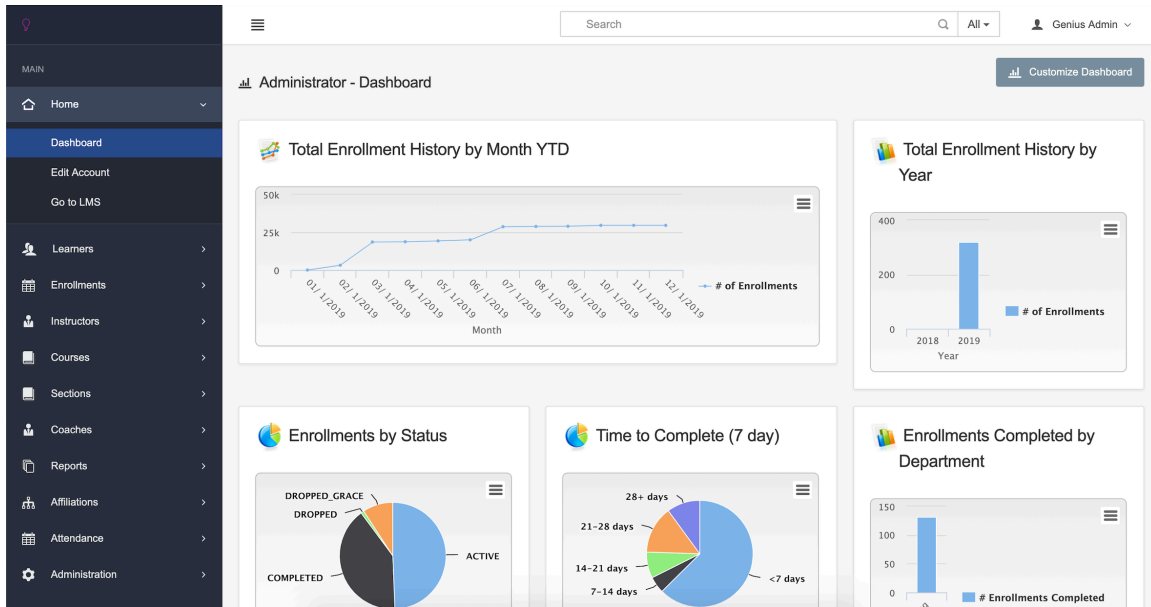


New Features in Release 2.0

We are excited to introduce you to what's new in Genius SIS release 2.0! We continuously strive to improve the registration, tracking, and reporting experience in Genius - no matter how you chose to deliver your training. This release includes many new features and enhancements to existing features, which are described below.

New User Interface

Every page of the Genius user interface has been modernized and simplified. The design is responsive, so it will look great on any screen dimension using both desktop and mobile browsers.



The Active Learners list displays 145 active learners in the system. The table below shows a sample of the data:

Learner	Program	Affiliation	Email	UserName	Enrollments	ID
Adams, John	Individual Development Plan (IDP)	Executive	ja@none.com	president02	3	3
Adams, John	Individual Development Plan (IDP)	Government	jq@none.com	bbstudent06	0	7
Arthur, Chester		Executive	ca@none.com	bbstudent21	1	22
Azarenka, Victoria	SUNY New Professional Learning Track	Oswego	va@wianone.com	wta06	1	64
Babos, Timea	Individual Development Plan (IDP)	University at Albany	tb@wianone.com	wta45	4	103
Bacsinszky, Timea		Oswego	tb@wianone.com	wta12	0	70
Barthel, Mona	SUNY New Professional Learning Track	Oswego	mb@wianone.com	wta69	1	127
Beck, Annika	Individual Development Plan (IDP)	Potsdam	ab@wianone.com	wta44	0	102
Begu, Irina-Camelia		Oswego	icb@wianone.com	wta27	0	85
Benic, Belinda	SUNY New Professional Learning Track	Oswego	bb@wianone.com	wta08	3	66

New Features in Release 2.0

Adams, John (president02)
 Phone:
 Affiliation: Executive
 Email: ja@none.com

Learner ID: 3
 Status: ACTIVE
 Learning Path: Individual Development Plan (IDP)

LMS	LMSID
Blackboard GovCloud Ultra	_50_1

Buttons: Resend Enrollments, Login as user, Reset Password

Academic Snapshot
 This learner is currently enrolled in 3 section(s):

Semester	Section	Instructors	Start Date	Grade	Assignments	LastActivity
2019	Professional Development Training 2019	John Smith	03/01/2019	79%	1 of 1	
2019	Workplace Harassment 2019	TBD TBD	04/01/2019	0%	0 of 0	
2019	Lesson Three 2019 Q3	John Smith	07/15/2019	0%	0 of 1	

Recent Communications
 Here are the last communications with this learner:

User	Date	Category	Subject	Contents
------	------	----------	---------	----------

Learners Can Belong to Many Affiliations

It used to be that a Learner could only belong to one affiliation at a time. Now all user roles can be assigned to one or more affiliations. This increases the flexibility in enrolling and tracking training for users who report to multiple departments or managers. There is a new parameter called ALLOW_MULTI_AFFILIATIONS_PER_LEARNER that can turn the feature on or off.

Basic Information

First Name: John
 Last Name: Adams
 Email: ja@none.com
 Local ID: Local ID
 Status: ACTIVE

Affiliation: Government > Executive x Government > Legislative x

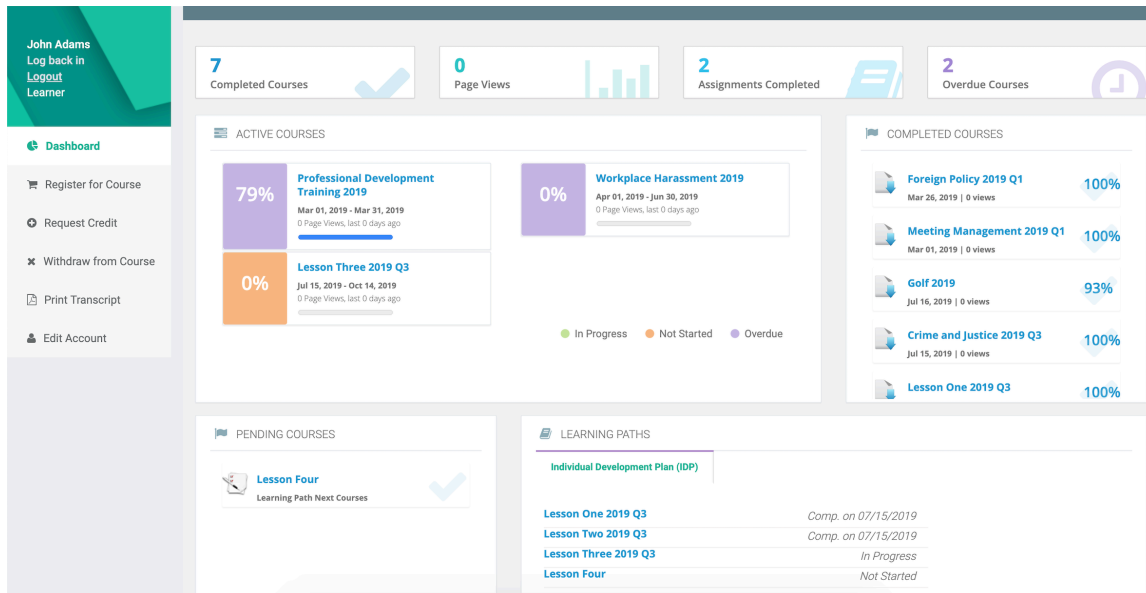
Select...
 Department of State
 Department of State > Foreign Service Institute
 Government
 Government > Executive
 Government > Judicial
 Government > Legislative

Near Real Time Grade Downloads

It used to be that all learner grades, from every course, were downloaded into Genius every 3 hours by default. In Genius 1.12 we gave clients the ability to control the frequency and do ad-hoc grade downloads. Now we provide near real time grade downloads every time a learner opens their Genius learner dashboard. When the learner logs into their dashboard, we get just

New Features in Release 2.0

that user's grades from all the courses they are actively enrolled in, providing near real time grade downloads based on their training activity. Learners who are not actively logging in will receive their grades every three hours.

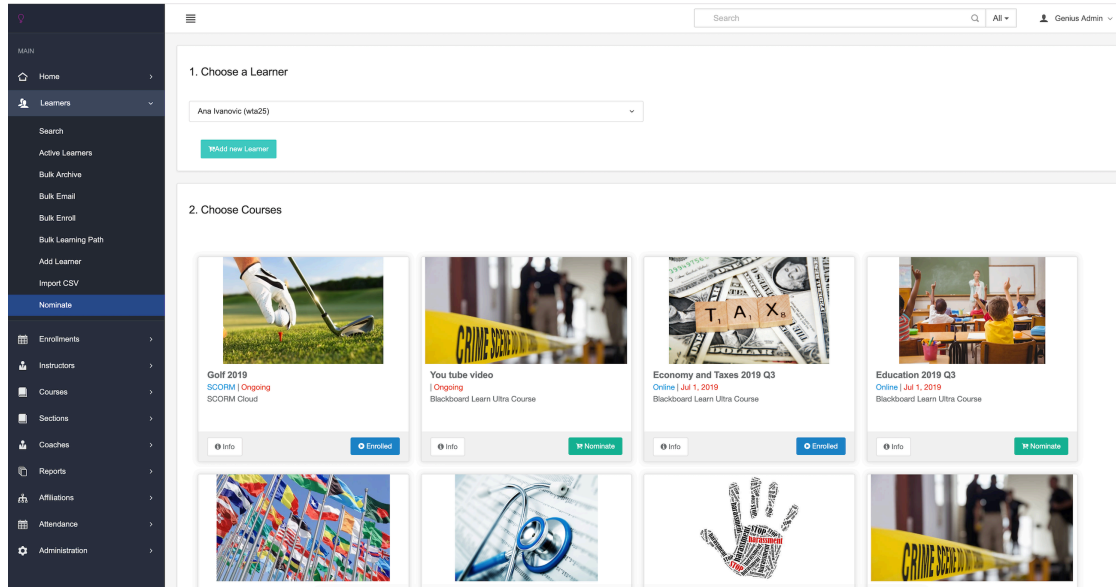


Nominate Learners for Training

Learners are given the option to be able to self-register for training on a course by course basis. In some cases, affiliation managers will nominate their employees for training they need. The nominate feature is available off the learner tab menu for user roles that have access to nominate. It enables a manager to select one of the learners within their affiliation and chose training for that employee. The manager can see what course sections are available to the learner and which ones they are already enrolled in or have completed. If the learner doesn't already exist, they can add the new learner to their affiliation.

Normally the manager approves learner training requests, but in this case the registrar or admin will approve the course, if the course requires approval. If you are using the nominate feature and the course requires approval, you should disable the AUTO_MANAGER_ASKING_FOR_APPROVAL email template by adding an X before the email template name (XAUTO_MANAGER_ASKING_FOR_APPROVAL). This will prevent the email template from being sent.

New Features in Release 2.0



There are 2 new parameters, under the Administration tab that define how the nominate process works:

- 1) `NOMINATE_ALLOW_ADD_NEW_LEARNER` - will show the "Add new Learner" button which opens a popup to quickly add new users. Value = 1 shows the button. Value = 0 hides the button.
- 2) `NOMINATE_SHOW_MODAL_FOR_DETAILS` - will show the popup where each request asks for more details (currently only the "Nomination Order"). Value = 1 shows the popup window to collect more information about the nomination. Value = 0 hides the popup window to collect more information about the nomination.

The nomination order was created for certain clients who required a priority level set for each nomination. The list values can be controlled from the Administration tab -> Lists.

New HTML Email Templates

We have always supported HTML email templates, but our default format was plain text. Now Genius provides a default set of HTML email templates that can be used as a guide for our clients to create their own custom email templates.

New Features in Release 2.0

Genius



Hi David,

You have been enrolled!

This email is being sent to confirm your enrollment in the Crime and Justice 2019 Q3 course. At the very bottom of this email, you will find a calendar ICS file that you can add to the calendar of your choice. A calendar ICS file is only added for courses with a specific start and end date.



Course Name: Crime and Justice 2019
Q3
Instructor: Ringo Starr
Start Date: 08/09/2019
End Date: 08/09/2019
Price: \$
Location:

If you have any questions, contact your instructor at rstarr@beatles.com.

Regards,

[CLICK HERE TO LOGIN](#)



Calendar_62_Da
vid_Lee.ics